Формирование резьбы (60°) - серия RM

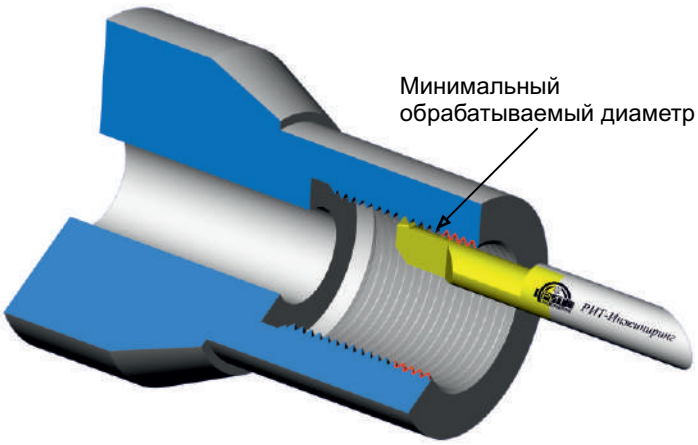

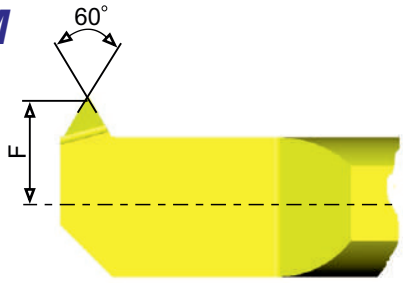



Минимально обрабатываемый диаметр	Шаг резьбы		Обозначение	Параметры инструмента				
	мм	TPI		dh6	L	l	α	F
1.0	0.25-0.35	100-72	CL-RM-1.0-4-2-35-A60-S	2.0	35	4	60	0.55
1.0	0.35-0.45	72-56	CL-RM-1.0-6-2-35-A60-S	2.0	35	6	60	0.65
2.1	0.45-0.7	56-32	CL-RM-2.1-8-3-35-A60-S	3.0	35	8	60	1.0
3.1	0.7-1.0	32-24	CL-RM-3.2-15-3-35-A60-S	3.0	35	15	60	1.4
4.1	0.8-1.0	32-24	CL-RM-4.1-15-4-35-A60-S	4.0	35	15	60	1.8
5.1	1.0-1.25	24-20	CL-RM-5.1-15-5-35-A60-S	5.0	35	15	60	2.3
5.1	1.0-1.25	24-20	CL-RM-5.1-20-5-47-A60-S	5.0	47	20	60	2.3
6.1	1.0-1.5	24-16	CL-RM-6.1-15-6-47-A60-S	6.0	47	15	60	2.6
6.1	1.5-1.5	24-16	CL-RM-6.1-20-6-47-A60-S	6.0	47	20	60	2.6
8.1	1.0-2.0	24-13	CL-RM-8.1-20-8-64-A60-S	8.0	64	20	60	3.6